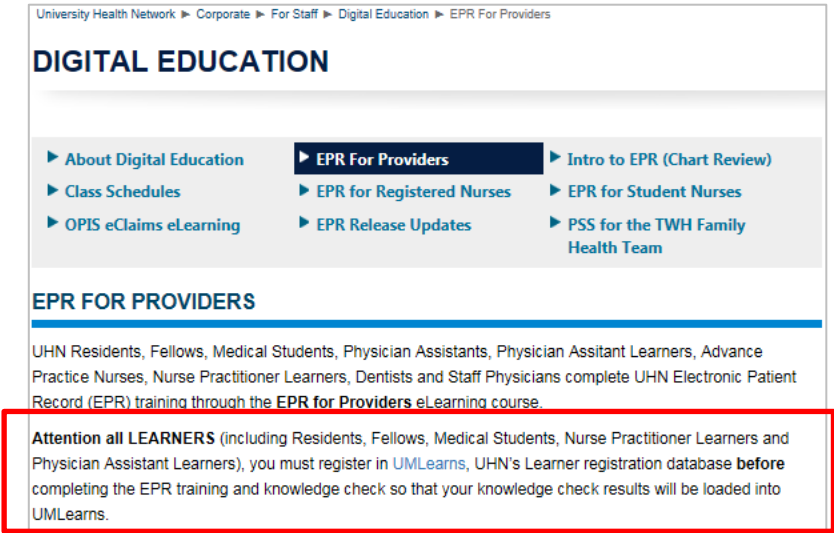
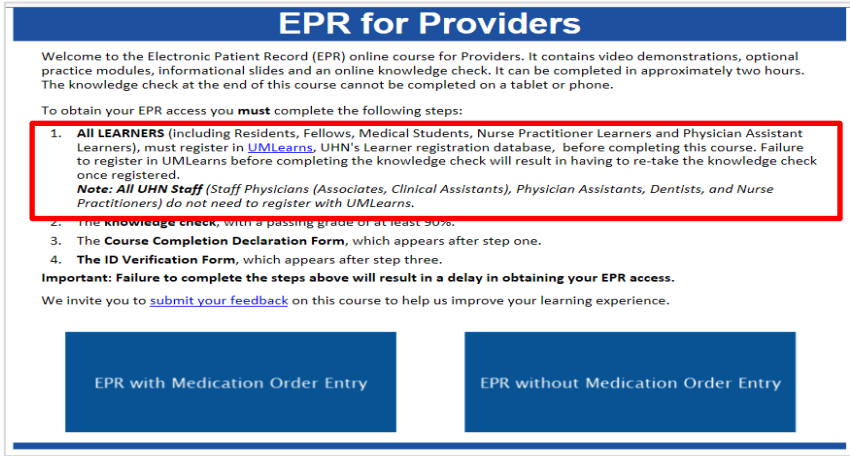


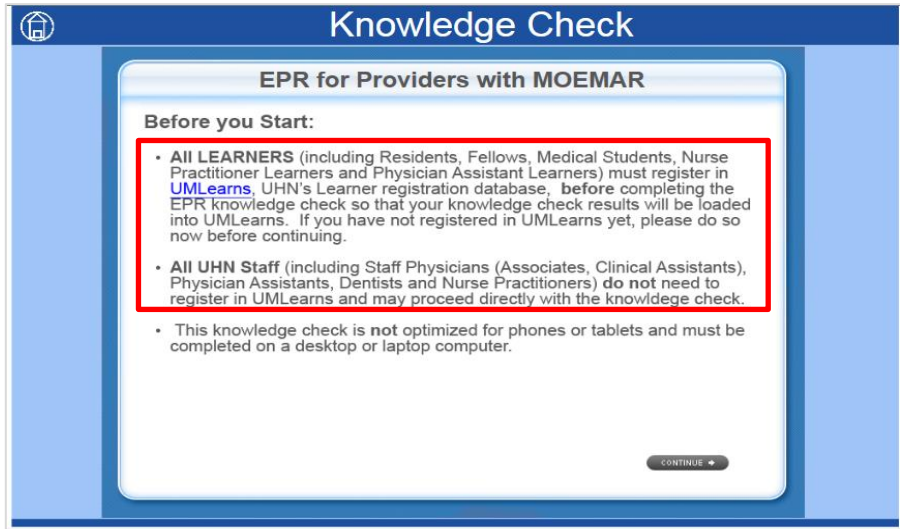
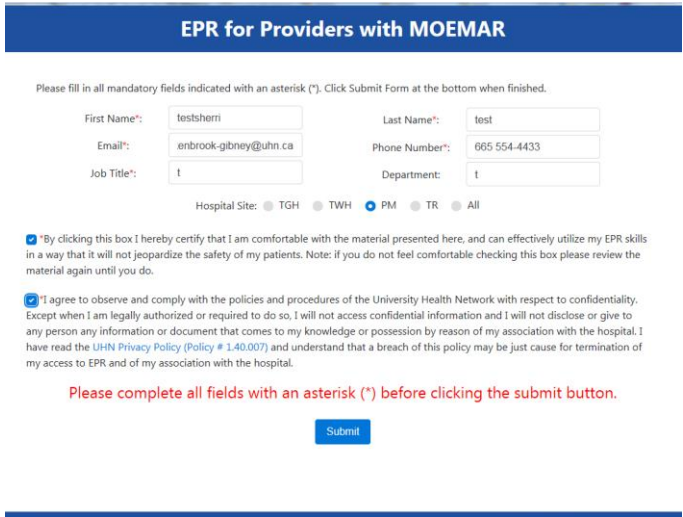
Uploading EPR Test Results to UMLearns

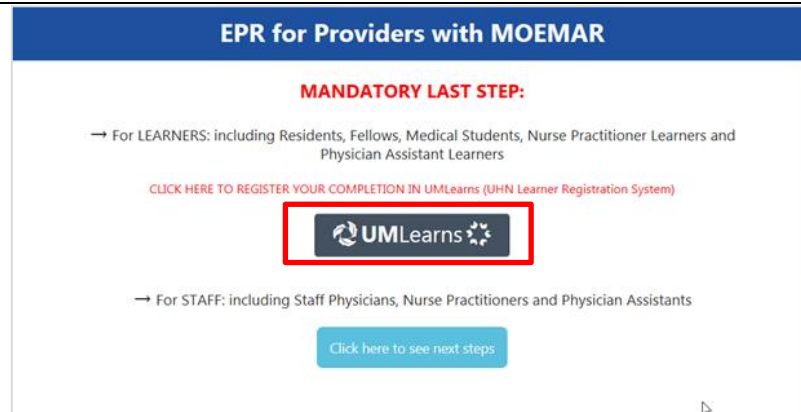
UHN Learner Registration

As of Wednesday June 14th 2017, we have introduced functionality that will allow for a Learner to automatically upload their EPR Test type and validation date to UMLearns upon successful completion of the EPR training and test.

This functionality is currently available for the **EPR for Providers' tests ONLY**, for both with and without MOE/MAR. (The screenshots below depict the Providers with MOEMAR updates, but same changes have been made to the Providers without MOEMAR eLearning and test)

1	<p>The Corporate Internet has been updated to inform Learners they must register in UMLearns before completing their EPR training and test:</p> 
2	<p>Various pages within the EPR for Providers eLearning modules have been updated to reflect the sequence of registering in UMLearns first then completing the EPR test:</p> 

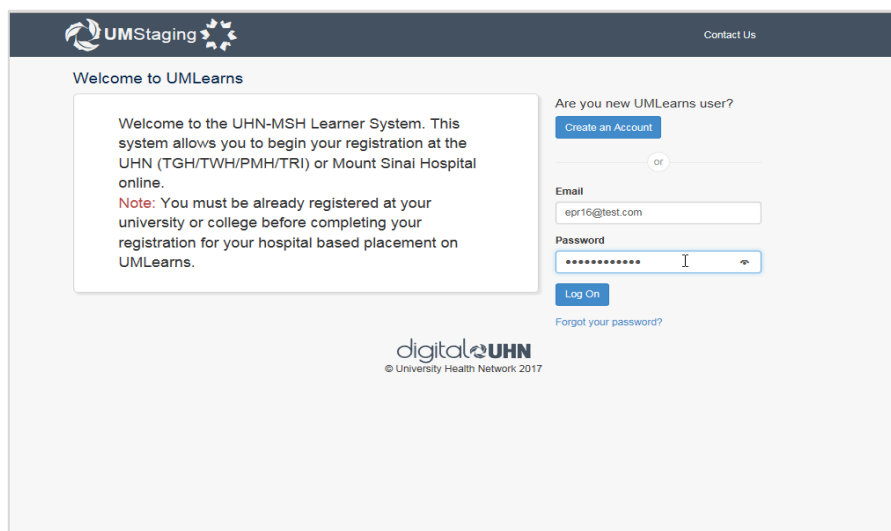
	
3	<p>The Declaration Form has been updated to reflect TRI. This form will only appear once a Learner has successfully completed their EPR training and test.</p>  <p>This page will still function as currently designed - an email will be auto-generated upon submission, one sent to the Digital Education Database and another to the Learner – this will be the ‘proof of completion’ should results need to be input manually in UMLearns by a UMLearns Administrator</p>
4	<p>This is the net new page introduced to the EPR test, and it will only appear once a Learner has successfully submitted the Declaration Form</p> <p>EPR with MOEMAR update for Residents, Fellows, Medical Students, Nurse Practitioner Learners and Physician Assistant Learners:</p>



EPR without MOEMAR update for Residents, Fellows, Medical Students, Nurse Practitioner Learners and Physician Assistant Learners:



Once the Learner clicks the UMLearns Logo, it will open UMLearns in a new tab within the same browser. This is where the Learner will input their UMLearns account credentials:



	<p>Upon clicking Log On, the Learner's EPR test type and Validation Date will be automatically uploaded to the Learner's My Profile in UMLearns. The Learner will only see the following:</p>  <p>At this point, the Learner has successfully uploaded their results and no further action is required</p>
5	<p>If a Learner did not complete their UMLearns registration before completing their EPR training and test, their results cannot be automatically uploaded to UMLearns.</p> <p>In these instances, a UMLearns Administrator would request 'proof of completion' from the Learner or from Digital Education. The 'proof of completion' would come from the auto-email generated once a Learner has submitted their Declaration from after successfully completing the EPR test:</p>  <p>Once the UMLearns Administrator has validated the learner's successful completion of EPR training and testing, they would log into UMLearns and manually select the Learners (i) EPR Test Type and (ii) Valid until date from the drop downs in the Learner's <i>My Profile</i> > <i>Network Log-In</i> tab:</p>

Gambino, Childish

[Basic Information](#) [Contact Information](#) [Emergency Contact](#) [Mailing Address](#) [Profile Picture](#) [Pager](#) [Network Log-In](#)

UHN network access information.

UHN tID: t800003uhn

Network Access Start Date: 19-Dec-2016

Network Access End Date: 1-Sep-2017

Temporary Password: [Show Temporary Password](#)

EPR for Providers with MOEMAR: Valid until 6-Jun-2019

Please complete the ID Verification form BEFORE your first login to the UHN Network: <https://forms.uhn.ca/IDverification/>

[Edit](#)

digitalUHN
© University Health Network 2017

*The Admin needs to click *Edit* when entering results manually.